

Baby-LIN

LIN-Bus simulation device with USB interface



Product description

The Baby-LIN allows controlling LIN-Bus equipped devices by using a standard PC. After installation of the supplied **LINWorks** software, you can connect the Baby-LIN to a free USB port, and access the LIN-Bus devices via LINWorks or your own applications by using the Baby-LIN-DLL.

The power for the Baby-LIN can be supplied either from the USB or the LIN-Bus side. If the device is powered by the LIN-Bus it can be operated without the need for a PC.

The Baby-LIN can handle LIN-Bus voltages in the range of 8-36 VDC.

All communication interfaces (LIN-Bus, USB) are **galvanically isolated**, eliminating interferences between the PC and the board electronics.

The Baby-LIN unit includes its own 32-bit microcontroller, which takes care of all **time critical** tasks of the LIN-Bus protocol.

The device firmware is field updateable, so the changes of bus specification or upcoming new system features can be adapted easy.

Operation modes

Any situation that requires communication with a LIN device is a potential field of application for a Baby-LIN. It is a versatile tool that can be used in research laboratories, test departments and production (EOL applications).

The Baby-LIN allows for different operation modes to support typical use cases like:

- **Monitor** and log all frames on the bus without the need for a SDF. If a SDF is available signal values can also be monitored.
- **Control** the bus via the **LINWorks** software or customer specific applications by using the **Baby-LIN-DLL**.
- **Program** and store free programmable command sequences in the Baby-LIN to run it as a **stand-alone** device without the need for a PC. Thus you can run a bus driven ECU in a **durability test** or **EOL applications** without any PC connected.

Simulation modes

The Baby-LIN is able to simulate different configurations of LIN-Bus nodes. It is possible to **simulate any number of nodes** ranging from none to all. These are some typical configurations:

- Simulate the **LIN-Bus master** to operate slave nodes.
- Simulate any number of **LIN-Bus slave** nodes.
- Simulate **all nodes** and therefor the complete communication on the bus.
- Simulate all but one node and realize a **residual bus simulation**.
- Simulate no node to **monitor** the bus communication only.

LIN-Bus properties

The used LIN driver supports bus voltages of 8-36 VDC and can be used to up to 200 kBaud. That way even nodes that operate outside the standard limits of the LIN specifications can be controlled with the Baby-LIN. Supported LIN-versions are V.1.2, V.1.3,...V.2.2. The pull-up resistor of the LIN-Bus driver is switched to 30 kΩ, if the master node is emulated and to 1 kΩ, if only slave nodes are emulated.

The maximum supported signal cable length of the LIN-Bus is 30m.

LINWorks suite

The purchase of a Baby-LIN includes the license to download the **LINWorks** suite. This suite is a collection of PC software that supports you during the whole workflow.

The **LDFedit** allows the inspection, creation and edit of a LDFile (LIN Description File).

The **SessionConf** allows the inspection, creation and edit of a SDFFile (Session Description File) and features a file import for LDFiles (for LIN-Bus simulation). It defines everything needed for a complete simulation of each available bus, e.g. which nodes on each bus are available and which nodes should be simulated by the Baby-LIN. Moreover it allows defining an application logic. This programming ability is available for each device out of the box.

The **SimpleMenu** is used to establish a connection to the Baby-LIN and upload SDFfiles, change the device target configuration, control the bus and monitor the frames and signals on the bus. Even without a LD-File/SDFFile the bus can be monitored and the frames can be logged.

The **Baby-LIN-DLL** allows customers to create their own application and use all features of the Baby-LIN like controlling and monitoring the LIN-Bus interfaces. The **Baby-LIN-DLL** is a native **C/C++** DLL. It is available for **Windows**, **Linux** and **RaspberryPi**. Wrapper for **.NET**, **Python**, **VB6** and **LabView** are available. Of course we provide examples for all supported languages.

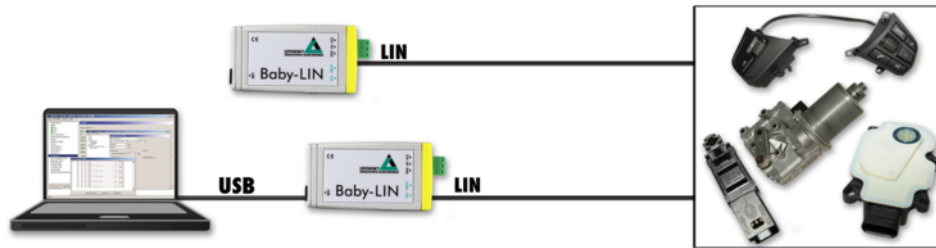
The **LogViewer** can show and convert the log files of the SimpleMenu.

The **FrameBlaster** is a script interpreter, that gives you access to the features of the Baby-LIN from within a JavaScript. The Script can be developed and executed in an integrated development environment, but also executed by a command line tool to allow batch execution.

The **CustomPanel** is a graphical user interface, whose layout is stored in a configuration file. The controls allow you to show and control LIN based signals from a SDFfile. With this tool any customer can quickly

create complex user interfaces based on your requirements. A graphical editor to create the configuration of the graphical user interface is included.

The **LINWorks** software runs on 32 and 64 bit Windows versions.



Technical Specifications

Device

- CPU: ARM-7, 60 MHz
- Memory: 32 kB RAM
- 2 LEDs: Signal bus and error states
- Power supply: via USB or LIN-Bus power
- Maximum current consumption: 70 mA @ 12 VDC
- Galvanic isolation of all communication interfaces (LIN-Bus, USB)

Interface: LIN

- 1 LIN-Bus interface available
- LIN-Bus connection via 3 pin connector (MC 1,5/ 3-ST-3,81)
- LIN-Bus supply voltage: 8-36 VDC
- LIN-Bus baud rate: up to 200 kBaud (Support of protocols outside of the LIN specification)


- Supported LIN versions: V1.2, V1.3,...V2.2
- Supported LIN related protocols: Cooling and SAE J2602
- Maximum signal cable length for LIN-Bus: 30 m

Interface: USB Device

- USB 2.0 interface
- Connection via USB type B-Mini

Case

- Degree of protection: IP20
- Operating temperature: -20° - +60° Celsius
- Weight: 37 g
- Case dimensions [mm]: 78 x 45 x 18 (L x W x H)
Elements like connectors are not included.



Advice

The complete technical specifications can be found in our user manual. It contains amongst other details the following information:

- Connector pin assignment
- Electrical characteristics
- Block diagrams
- Firmware description
- SDFfile description
- Software description
- Protocol information
- Migration information
- FAQ

The user manual can be found in our LINWorks archive.

Hardware requirements

The following hardware is required to operate the Baby-LIN:

Requirement	Purpose
A PC with about 200 MB free hard drive space	Required for the installation of the LINWorks software. Please check the software requirements and use cases.
A free USB port	Required to transfer SDF files to the Baby-LIN.
	Required for firmware updates.

Software requirements

The LINWorks software requires one of the following operating systems:

- Windows XP
- Windows Vista (32 and 64 Bit)
- Windows 7 (32 and 64 Bit)
- Windows 8 (32 and 64 Bit)
- Windows 10 (32 and 64 Bit)



Version incompatibility

The Baby-LIN-DLL is available for Linux. The exact requirements are available upon request.

Some additional tools available in the LINWorks software suite require an installed .NET Framework v4.0.

To install LINWorks components administration privileges are required.

LINWorks workflow

Baby-LIN Workflow

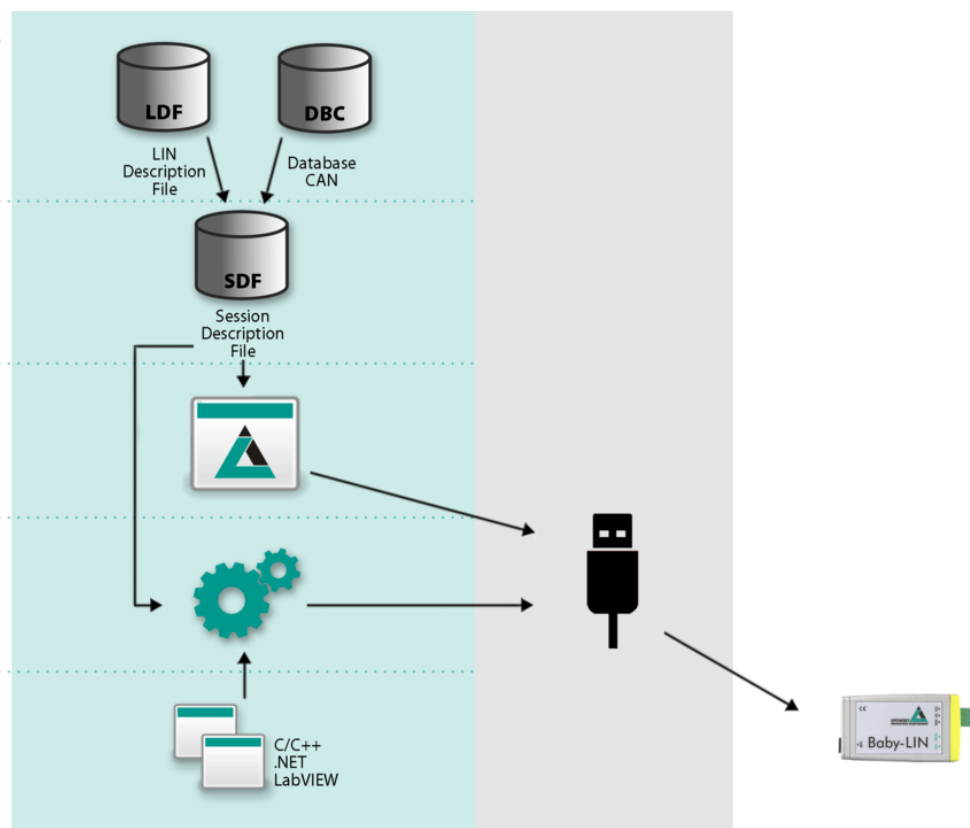
LDF-Editor

Session Configurator

Simple Menu

Baby-LIN-DLL

Custom Application



Scope of delivery

The delivery of a Baby-LIN systems includes the following components:

- Baby-LIN device
- USB 2.0 cable, 1.5m, Type A to type B-Mini
- Plug components for all terminals:
 - 1 3-pin plug with screw connection (MC 1,5/ 3-ST-3,81)
- Download license for the LINWorks Suite (includes LINWorks PC software, USB-driver, example files and documentations)

Ordering information



Attention

This device is replaced by a successor and can not be ordered anymore. Please refer to the datasheet of the Baby-LIN-II for updated ordering information.

Main device		
Item number	Item	Description
8000565	Baby-LIN	LIN-Bus simulation device with USB interface



Advice

Each device includes a download license for the LINWorks application suite. This PC software can be downloaded using our client portal: portal.lipowsky.de



Tip

Country of origin: Germany
Customs tariff number: 90308930

Optional hardware components		
Item number	Item	Description
3500701	USB 2.0 cable, 1.5m Type A to type B-Mini	This cable connects the Baby-LIN to a PC. Such a cable is already within the scope of delivery.
3021303	MC 1,5/ 3-ST-3,81	3-pin plug component, screw connection with tension sleeve. Cable outlet parallel to plugin direction. Screw direction vertical to plugin direction.



Advice

All devices are delivered with a full set of plug components. An extra order is necessary for replacement or configuration purposes only.
















Optional software components		
Item number	Item	Description
9004210	Customer specific installation.	Installation of customer specific SDFile version and/or installation of license activation key.
9103010	LINWorks CD	The LINWorks archive with PC software for all Baby-LIN products on a physical medium (CD).



Tip

You can order the Baby-LIN as test device. Try it for one week and convince yourself. Please contact us over info@lipowsky.de.

Distributors

Area	Country	Distributor	Website	Phone	E-Mail
Asia		Hongke Technology Co. LTD	www.hkaco.com	+86 20 3874 4538	sales@hkaco.com
		Microport Computer Electronics Inc.	www.microport.com.tw	+886 6 330 3000	inquiry.microport@gmail.com
	 	KMDATA Inc.	www.kmd.co.kr	+82 2 3281 0333	daniel@kmd.co.kr
North America	 	FEV North America Inc.	www.fev.com	+1 248 724 2830	marketing_fev@fev.com
	 	Círculo SEI S.A. de C.V.	www.circulo-sei.com	+52 473 1030459	sales@circulo-sei.com
Europe	 	ISIT	www.isit.fr	+33 561 306 900	contact@isit.fr
	 	The Debug Store	www.thedebugstore.com	+44 1490 430526	sales@TheDebugStore.com
	 	LMH Engineering Services Ltd	www.lmh-engineering-services.co.uk	+44 7542 725 765	info@lmh-engineering-services.co.uk
Worldwide		Lipowsky Industrie-Elektronik GmbH	www.lipowsky.com	+49 (0) 6151 / 93591 - 0	info@lipowsky.de

More details about our distributors can be found on our website under the heading [contact/distributors](#).